



The official supplier

S I N C E 1 9 8 2



CAR BENCH
CAR BENCH INTERNATIONAL SPA





Partnership since 1982



MASERATI

'80s



Maserati is a legendary and faithful partner to Car Bench International S.p.A. Our solid cooperation goes all the way back to the beginning of the 80's, when Maserati launched the extraordinary "Biturbo" on the market and which immediately had a global success.

In almost 40 years of technical research and development of our products, today both Maserati and Car Bench have with great success reached the highest technology in engineering on the world market, envied by many. The flexibility of Car Bench products makes the repair unique and without ever having to go back for a re-repair.

'90s



2K



The fantastic evolution in our partnership has brought our two companies closer together than ever before and by expanding the cooperation today Car Bench International carries out many other services for Maserati S.p.A.

The official supplier
S I N C E 1 9 8 2



MASERATI



CAR BENCH
CAR BENCH INTERNATIONAL SPA



PART NUMBER **90000202** (EUROPE)

PART NUMBER **90000405** (R.O.W.)

Muraena Maxi

5.15 Bench Maserati Configuration

This bench combined with a special scissor action lift is mobile and inclinable on both ends. Its dimensions have been optimized to allow the maximum accessibility, both inside and outside the frame during all the repair processes. Its technical specifications enable the end-user to carry out re-alignment operations when repairing passenger cars, light commercials and off-road vehicles, whilst maintaining a comfortable working posture. The frame is manufactured using a special high tensile steel box-section which is milled to ensure a precise positioning of the checking points. It can be fitted with one or more "Muraena" pull posts positioned, even very close to each other. Approach ramps and side runners, made of special steel, allow the loading on board of the vehicle without having to dismantle the basic equipment.



*Other Bench Option for USA only

PART NUMBER **90000474**
Manta Maxi.

PART NUMBER **90000540**
Scissor Lifting Package for Manta Maxi & Muraena Maxi Mobile Benches.

PART NUMBER **90000541**
Muraena Maxi 5.15 m Scissor Bench with Pull Post.

PART NUMBER **90000542**
Manta Maxi 5.15 m Scissor Bench with Pull Post.



PART NUMBER **90002822**

Universal Jig

Universal Jig Evolution D

The unique "Universal Jig - Evolution D" combined with the new technical data sheet in 3D has allowed to further improve the Car Bench ORIGINAL universal jig system, already recognized in over 70 countries as the most successful approved jig system carrying most prestige OEM approvals on the world market today.

Technical specifications:

Technical aspects of the UNIVERSAL JIG - EVOLUTION D, which makes it the most flexible system on the market based on the following advantages:

- Maximum adaptability on every checking point of the vehicle covering the whole underbody.
- Simultaneous control of every single checking point of the vehicle, both close points and asymmetric points, without the need of any additional parts or extensions, furthermore it controls the MacPherson directly from the underbody of the vehicle.
- It covers the same amount of vehicle checking points as the specific mini jig, both with mechanical parts mounted and mechanical parts removed. Thanks to the same basic equipment (Car Bench Patented) it is possible to work with sliding cross beams with 3 sides on each cross beam and anchoring support blocks having 5 free movements in the air.
- Gives a complete reading in 3 axes (X, Y, Z) while holding each vehicle checking point in tolerance until the work is finished.

The official supplier
S I N C E 1 9 8 2


MASERATI



Specific Kits

PART NUMBER 90000528

Quattroporte M139



Gran Turismo M145GT



Gran Cabrio M145BD



PART NUMBER 900028252

Quattroporte M156



PART NUMBER 900028253

Ghibli M157



PART NUMBER 90000510

Levante M161



Specific Mini Jigs

PART NUMBER 900027500

Coupè M138

PART NUMBER 900027685

Gran Turismo M145GT

PART NUMBER 900028033

Gran Cabrio M145BD

PART NUMBER 900027490

Spyder M138

PART NUMBER 900027350

Quattroporte M139



CAR BENCH
CAR BENCH INTERNATIONAL SPA



PART NUMBER 900000218

Measuring System

Contact Evolution - Measuring System for diagnosis and repair




Car Bench supplies the automotive industry with the absolute innovative electronic system "Contact Evolution". Reliable, precise and customer friendly the Contact Evolution is a product meeting the requirements of both the OEMs, insurance companies and the panel beaters. Car Bench in observation of the progress and new technologies developed the hardware by using aluminum and carbon fiber and using the last generation encoders to control the 5 axes movements. This combination of materials makes it very light and strong at the same time and extremely practical. The software has been developed with the most advanced programming languages to guarantee the compatibility with the newest operative systems actually commercialized and a modern, performing and intuitive graphic. The specific data base has been developed by Car Bench thanks to the long cooperation with the worldwide Car Manufacturers that allow us to use the nominal data of their vehicles, guaranteeing the maximum precision and extremely low requested tolerance on every single checking point of the frame and body. The Contact Evolution can be used for both the diagnosis and the repair supplying a detailed print out inclusive of pictures of the vehicle's status before and after the repair. Thanks to its flexible structure it can be used also external to the bench, allowing the operator to carry on his activities on any type of lifting system or bench make and model.

PART NUMBER 900000203

Quick Pull Bench

Triton Mobile Bench



Car Bench has the most advanced Quick Pull & Measuring Bench on the market, with a unique lifting Capacity of 3 Tons and a lifting height up to 1600 mm on sill clamps. The Bench can be mobile on wheels thanks to the double effect in the lifting pistons or placed into a pit to save floor space. Including sill clamps, mobile gear case and a Swivel Pull Post with double rotation attachable 360° around the complete frame. This sturdy Triton pull post is capable of handling pulls up to 10 Ton without any problems. The Triton Bench have a vast line of optional and accessories for multi pulling or downward pulling operations. For those body shops wanting to make something extra with this Quick pull bench, the system is ready to receive a reduced version of the Original Car Bench Universal Jig System. For more floor space try embedding the Triton bench with Car Bench special housing kit and use our complete covering kit to make the Triton bench disappear into the floor. Together with the Car Bench unique computerized measuring system: "Contact EVO" this flexible bench will allow you to carry out every type of quality diagnosis, measuring and structural repairs simultaneously, together with a final print out of the job once finished.

The official supplier

S I N C E 1 9 8 2




MASERATI


PART NUMBER 900028327

Lateral Points Kit for MM

Composed of:



Set of n. 2 special three sided cross beams ready to receive lateral extensions



Special set of n. 2 three sided extensions, length: 400 mm completed with attachment kits on cross beam




Support, top section composed of n. 2 high neck vertical sliders

PART NUMBER 900000406


Upgrade Kit for Aluminium Cars

Composed of:

With Maserati approved Car Bench equipment, it is possible at any time to upgrade your equipment into a Ferrari approved package, just by adding the following kit to the Maserati configuration of equipment.



Set of n. 8 universal support groups



Trolley for supports, rods and parts



CAR BENCH
CAR BENCH INTERNATIONAL SPA

PART NUMBER 90000204

Mig Mag Inverter

Synergic Inverter Mig Mag Double Pulse



Car Bench Synergic Inverter MIG/MAG Double Pulse single-phase welding power source, with 2-roller wire feed unit in aluminium, with manual/synergic control panel with stored synergic program. Comes complete with many functions adjustable from control panel such as: arc length, short or pulsed arc, welding process selection, 2 times /4 times, spot time, pause time, inductance, push-pull force, burn-back, soft start, etc., as well as three important functions particularly useful for an optimal welding of aluminium (3 levels, automatic hot start, automatic crater filler). With work return lead (3m - 25 mm²) and clamp, wire feed rollers for \varnothing 0,6/0,8 mm iron wires and \varnothing 0,8/1,0 mm aluminium wires. Total weight: 21,5 Kg

PART NUMBER 90000214

Spot Welder

Smart Spot Welder



Car Bench Smart Spot Welder features a new medium frequency trans-gun capable of delivering over 13,000 A with over 1,000 lbs (450 dAN) of squeeze pressure. Designed to handle all new ultra high strength steels including Boron, etc. The operator can choose between two different modes auto and manual for the two-sided spot welding. At the press of a button it measures the thickness of the metals automatically using the latest optical technology. Based on the thickness and resistance feedback information it delivers the correct weld power every time, regardless of type of metal or thickness.

PART NUMBER 90000213

Plasma Cutter

Inverter Plasma Cutter



The Car Bench Plasma Cutter was created to meet the need of working in the body shop with an easy to handle, easy to use power source with minimal system requirements yet able to ensure excellent quality cutting on all metals, including the new high-strength steel. It weighs just 13 Kg. including the torch and requires single-phase power supply; it works with compressed air or nitrogen (for high-quality cutting), provided at a pressure of 3.7 bar, with an airflow of just 60 l/min. (and may thus be powered by a 25 l compressor). Including hand torch.

PART NUMBER 90000208

Steel Kit

Steel Cosmetic Repair with Spotter Machine



The steel kit is the ideal partner for the repair of all the small damages which happens daily and which needs to be repaired with quality. It is a reliable, fast and easy system which reduces the repair times to the minimum, considering that the preparation of the panels are reduced to the minimum. The paint is very marginally removed. The unique flexibility of the mobile foot of the bar makes the reparation possible in any area of the vehicle and thanks to the suction cups it can be used also on the vertical panels. Due to its robustness it is possible to do also middle-big repairs and always just by 1 worker. Last thing to notice is that the kit is equipped with a specific spot generator for steel which guarantees the highest performances also in the most difficult surfaces.



PART NUMBER 900000219

Riveter

Special Rivet Gun



High performance, lightweight hydro-pneumatic handtool for breakstem rivets. The tough ergonomic construction allows for swift placement whilst the light design reduces operator fatigue. With an increased lifespan and low air consumption the Car Bench riveting tool range is fast becoming an invaluable tool in every body shop. This riveting tool can be used for a variety of applications and enable you to keep track of your progress.

PART NUMBER 900000210

Infrared Lamp

IR Technology



Speed up the drying process of putty, filler and clear coat with the Car Bench Infrared Lamp with IR technology. High quality results by means of the professional short waves. Completed with control box and computer including n.6 programs + pyrometer temperature control. This IR dryer is very easy to use and our most complete mobile dryer with the highest output and capacity. The curing times are reduced to a minimum saving time on every job. Even the smallest models are very efficient and perfect for curing on small to medium-sized surfaces. The IR unit is supplied with a practical handle to transport the system on wheels inside the body shop.

PART NUMBER 900000207

Alu Kit

Alu Cosmetic Repair with Spotter Machine



Car Bench Alu Cosmetic Repair Kit with Spotter machine system is equipped with a portable welding cart and all accessories necessary for aluminium dent pulling. The aluminium Weld Station includes a Single-phase capacitor discharge power source for welding rivets of max. \varnothing 8 mm on all kind of sheet metal (aluminium, iron, stainless steel). Comes with gun, double earth cable and accessories bag (wrench, \varnothing 4,5 and 6 mm stud holders, synthetic steel wool). The kit also includes a set of n. 7 special aluminium hammers supplied in a practical plastic suitcase.

PART NUMBER 900000211

Lifting Bench

Pneumatic-Hydraulic Lifting Bench



Is produced accordingly to the most rigid safety rule (CE-certification). Its pneumatic-hydraulic lift can be fixed on the floor level or eventually embedded thanks to a special embedding kit; it can be installed inside any type of spray booth. With its maximal height of 1200 mm (3 Ft 11 inches) and its loading capacity of 2.5 tons from ground level it can carry out any type of lifting job. The cylinder mounted on the lift is covered by a special protection to avoid any damages due to the painting work. The lifting bench is equipped with a special pump for lifting operations with remote control.

PART NUMBER 900000212

Fume Extractor

Welding fumes filtering unit



Car Bench Fume Extractor is a Trolley mounted unit for extracting and filtering harmful welding fumes through a 3 m, 6' Flame Retardant Flexible Hose. A set of n. 4 in line filters in which the last one have active carbons and a 1.5HP fan mounted underneath the product. The extracted, filtered and deodorized fumes are returned to the atmosphere from the opening underneath the machine. This welding fume extractor is available in different versions, with three phase motors, mono-phase motors 230 V, or with the features required to comply with the electrical standards of the working environment. The Car Bench Fume Extractors are portable, quiet and extremely efficient.

PART NUMBER 900000215

PART NUMBER 900000215

Specific Jig Portal

High points bridging device




Car Bench unique specific jig portal is an extremely helpful tool for the repair on all the higher points of the vehicle. The specific jigs to be mounted on this system will ensure extreme holding of each jiggling point.

- Crossbeam mounted bridging device
- Including extension with seven locking locations
- Mandatory for Maserati models: M138 - M139 - M145 - M145BD
- To be used for Internal body-shell checking
- To be used for External body-shell checking
- Ready to receive prestige OEM traditional brackets

PART NUMBER 900000216

Downward Pull

Flexible multi pulling system



Car Bench Downward Pulling System with multi pulling features, the easiest way to carry out down pulling operations to lower the underbody to its original level, able to resist up to 3 Tons. For frames 180x100mm. This Car Bench downward pulling system is very sturdy and yet very easy to install on the frame before and after any pulling operation. Many different accessories can be used on this repair system.

PART NUMBER 900000217

Multi Pulling Kit

Hydraulic kit for multi pulls



A Practical kit for simultaneous multi pulling operations in different directions. Including chain and 10 Tons pulling hook. This flexible system is a perfect add on tool to be used together with the Car Bench Downward Pulling system, allowing the operator to carry out pulls during repairs in basically any direction and without limits.

The official supplier
S I N C E 1 9 8 2


MASERATI



PART NUMBER 90000209

Mixing Room

Kleen Box




Mixing room designed for housing of tools necessary for the preparation of paints ensuring the highest level of quality in an environment free from dust and perfectly ventilated. With system for delayed lighting combined with ventilation, in order to ensure an environment free of solvents.

NOTE: Dimensions can vary based on needs and specific dimensions of the building.

PART NUMBER 90000221

Preparation Area

CB Prepkleen



Car Bench preparation zones have been designed in order to increase bodyshops production, optimize the available room and make car preparation easier; consequently, small repairs will be carried out in a very short time. What is guaranteed is both over spray disappearance and removal of sanded powders, which otherwise would be dispersed into the atmosphere. Air flow keeps steady with all kind of filters, a very important point in order to get a result up to your work. What mark our projects are both practicability and comfort; for such a reason the preparation zone can be equipped with a great range of lockers and box rooms for all tools, and consumption materials which are necessary to carry out car repairs in the best way. On request, you can also be supplied with a metal base equipped with a pneumatic climbing ramp.

PART NUMBER 90000205

PART NUMBER 90000206 (ENDOTHERMIC VERSION)

Spray Booth

CB Beta



Car Bench introduce CB-BETA spray booth, projected to satisfy the coachbuilder requirements. The full opening type front door provided with 3 shutters and side service door, is placed inside a structure fully composed of panels out of double vinyl coated sheet metal equipped with thermo acoustic insulation. By means of an automatic drying-painting by-pass, temperature on coming out of air in drying phase increases, making the already warmed air recycle. The fully redesigned power board, is equipped with an easier interface which make the working functions easy, also thanks to the chance of adjusting both temperature and working phases. In case of no chance of carrying out concrete works, or if there is no intention of doing that, metal base can be supplied as optional.



CAR BENCH
CAR BENCH INTERNATIONAL SPA



The official supplier
S I N C E 1 9 8 2



via Dorsale, 22 | 54100 Massa (Ms) Italy | **t** +39 0585 251261 | **f** +39 0585 250071
e commerciale.italia@carbench.it | commercial.dpt@carbench.it | **www.carbench.it**