

# Lamborghini After Sales Selected Partners



**CAR BENCH**<sup>®</sup>  
CAR BENCH INTERNATIONAL SPA



# Muraena

FLEXIBLE AND SUPERIOR  
STRUCTURAL REPAIR SYSTEM

*This bench combined with a special scissor lift is mobile on wheels and inclinable on both ends. Its dimensions have been optimized to allow the maximum accessibility.*

*Its technical specifications enable the end-user to carry out re-alignment operations, whilst maintaining a comfortable working posture.*

*The frame is manufactured using a special high Mannesmann tensile steel box-section which is milled to ensure a precise positioning of the checking points. It is supplied with an Automatic gliding Muraena pull post offering a superior flexibility with 12 ton Pulling and 12 ton Pushing features.*

*The bench is equipped with approach ramps allowing the loading on board of sport vehicles without having to dismantle the basic equipment.*

BENCH LENGTH	5.200 mm
WIDTH WITH UNIVERSAL JIGS	1.500 mm
LIFTING CAPACITY	6.000 Kg
LIFTING HEIGHT	1.800 mm
PULLING FORCE	12 TON
PUSHING FORCE	12 TON



Lamborghini After Sales Selected Partners

# Manta


## POWERFUL STRUCTURAL REPAIR BENCH

*Manta Bench, is a unique repair system on the market that will allow you to work with any type of repair system. From: Universal Jig System, Specific Fixtures, Anchoring systems, Electronic measuring systems and various accessories.*

*The scissor lift has a double effect piston and is mobile on wheels. This allows the operator to move the bench with the vehicle on top to any bodyshop working area is mobile on wheels allowing you to easily move your Bench around with a vehicle on top of it inside your workshop.*

*Alternatively the bench can simply be installed in a pit thanks to a unique lifting height up to 1.800 mm.*

*The height can be blocked in any desired working position*



BENCH LENGTH	5.200 mm
WIDTH WITH UNIVERSAL JIGS	1.500 mm
LIFTING CAPACITY	6.000 Kg
LIFTING HEIGHT	1.800 mm
PULLING FORCE	10 TON

# Original Universal Jig System

## THE ORIGINAL UNIVERSAL JIG SYSTEM

*Only the Original Universal Jig System invented by Car Bench allows to perform an accurate quality repair, strictly complying with the OEM original blueprint data received in CAD format.*

*Only this Universal Jig system allows a mechanical precise diagnosis enabling the operator to read the 5 axes measurements (X, Y, Z, Rotation and Inclination) at the same time. Each single universal jig support block resists 2.5 Ton pulling or pushing power.*

*The Universal Jig System is mounted on the Car Bench patented Three sided Cross Beams, allowing up to 60% more fixing points than any other system. Its set up is quick and easy thanks to the Car Bench 3D datasheets.*

*Supplied with a practical trolley having drawers to specifically locate and easily identify, by means of a stamped code, all different tools.*



# Contact Evolution

ELECTRONIC MEASURING SYSTEM

*Reliable, precise and customer friendly the Contact Evolution is a product meeting the requirements of Lamborghini for any type of diagnosis.*

*Car Bench R&D department developed a unique hardware by using aluminium and carbon fiber and using the latest generation encoders to control the 5 axes movements. This combination of materials makes Contact Evolution very light and strong at the same time and extremely practical.*

*It can be used for both the diagnosis and the repair, supplying a detailed print out inclusive of pictures of the vehicle's status before and after the repair.*


*Thanks to its 2.700 mm long flexible structure it can be used also externally to any Jig bench or lift.*

*It's the only system that can measure a complete vehicle directly on the floor from the same tripod position without having to lift it, move it or adding extensions to it.*

*Important to know: Extensions and Adapters create tolerances to a measuring system.*

# Original Universal Jig System

## ADVANTAGES




### EASY ACCESS

Ramps run over all the jig equipment and sill clamps




### MAXIMUM EFFICIENCY

Mobile benches with scissor lift, no need to be bolted to the floor




### NO TIME WASTE

Automatic and slides to any position in seconds ready to pull & push 12 Ton without having to lift the bench up and down or ever removing the pull Post from the bench




### EXCLUSIVE AND WITHOUT LIMITS

Pull Post 360° automatic rotation with the use of a simple pneumatic air ratchet, spins around its own axle in millimeters and can be blocked in any desired position



### ANY DIRECTION

Adapters are not needed as the Pull Post can pull directly downwards with 12 Ton effective power, no old mounting locations are needed




### INDEPENDENT

Sill clamps are all adjustable in height with metric scales both in X and Y (totally independent from cross beam)




### MORE IS BETTER

Car Bench can fix as many jig supports as needed in a very small area with up to 60% more anchoring than any other system thanks to a patented three sided cross beam



### EXCLUSIVE DATABASE

Car Bench supplies OEM approved database completed with over 5.000 sheets



### TILTING FEATURE

Tilts on both sides allowing a very smooth angle for Lamborghini vehicles to drive up on the bench without risking to scratch the underbody of the vehicle



### NO PORTAL NEEDED

Hold and repair structural parts on the sides/windscreen location points by using the Original Universal Jig system and without having to use any adapter or portal



### ORIGINAL UNIVERSAL JIG SYSTEM

Data sheets in 3D available for all vehicle models since 1967 including a practical trolley to bring to the job



### NO OBSTACLES

A unique Jig system that measures and repairs in 5 different movements in X, Y, Z Rotations and inclinations


# Contact Evolution

## ADVANTAGES



### FLEXIBLE, FAST & ACCURATE

Easy to use electronic measuring system with ALL Mechanics IN and Mechanics OUT data references



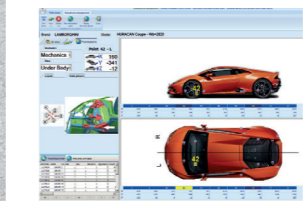
### ADAPTABLE

Contact Evolution works also on the bench and in conjunction with the Universal Jig System




### NO LIFT REQUIRED

Measure a vehicle directly on the floor in less than five minutes saving time and money



### UNIVERSAL AND USERFRIENDLY

Contact Evolution can measure any vehicle underbody and upperbody without adapters



### REACH ANYWHERE

Measure anywhere inside a vehicle without using Adapters



### SUPERIOR DIMENSION

Total dimension: 2.700 mm covering a unique measuring area of 5.400 mm



### NO EXTENSIONS

Capable of measuring the roof without extensions. No Extensions means = No Tolerances



### STREET FRIENDLY

Extremely practical tripod to move outside to make a complete vehicle diagnosis within five minutes



### VOICE GUIDED SYSTEM

Supports the operator through the complete diagnosis procedure, available in 14 languages



### TOTAL CONTROL

Flexible adjustment without unscrewing the probe and without losing time on recalibration with tolerances



### EXTREME PRECISION

Ball probe that calibrates and measures each single chassis point for a much more accurate diagnosis



### ALWAYS SAFE

To protect the Contact Evo Car Bench always supplies it in a reinforced flightcase

Only the **best** can be **number one**.



**CAR BENCH**  
CAR BENCH INTERNATIONAL SPA



via Dorsale, 22 | 54100 Massa (Ms) Italy | **t**+39 0585 251261 | **f**+39 0585 250071  
**e** commerciale.italia@carbench.it | commercial.dpt@carbench.it | **www.carbenchinternational.com**