



CAR BENCH[®]
CAR BENCH INTERNATIONAL SPA

ONLY THE BEST CAN BE NUMBER ONE



WELDER CB-392

3 TORCHES
STEEL
ALUMINIUM
BRONZE

**POWER
FACTOR
CORRECTION**



3X



SYNERGYC AND INVERTER SINGLE-PHASE POWER SOURCE

It's particularly recommended to weld MIG brazing and welding galvanized sheet metal, high-strength steels and aluminum



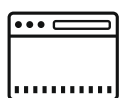
The CB-392 is a single-phase MIG-MAG inverter power source, **pulse and double pulse**, capable of welding and brazing galvanized sheet metal, highstrength steel and aluminium alloys.

It is standard-equipped with over 76 synergic curves in memory.

Thanks to the presence of 3 wire feed motors equipped with 4 aluminium rollers , which make it possible to use 3 different wire spools, it can therefore keep 3 different types of torch mounted simultaneously with different wires, as well as use special torches of Push-Pull type.

The CB-392 is the ideal response to the body shop needs, faced with the increasingly widespread availability on the market of vehicles made completely, partly, or simultaneously of **materials such as galvanized sheet metal, high-strength steels and aluminium alloys.**

Complies with EN 61000-3-12.



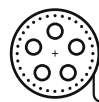
User-friendly
4,3" LCD
Display



Pre-arranged for
**Pulse and Double
Pulse** functions



**Software
updating** in
few seconds




4-roller double
wire feed unit and over
76 welding programs

FEATURES

- Triple aluminium 4-roller-wire feed unit (Ø 30 mm)
- Equipped with power source transportation trolley, ground lead (3,5 m-35 mm²) and clamp
- Wide range of standard synergic curves for Solid, Stainless steel, Aluminium. It's suitable for welding and brazing galvanized sheet metal, high strength steel and flux-cored alloys. The microprocessor in the control circuit makes it possible to upgrade, even over a long period, the synergic programs stored in the machine by means of an optional kit (art. 136)
- User-friendly 4,3" LCD Display
- Pulse upgrade function, which allows to activate synergic curves dedicated to solid, mild steel, stainless steel, aluminum and CuSi3. It has got more than 76 welding programs
- Double Pulse function
- Three separate 4-roller-wire feed motors, allowing to work with two different types of coils, thus keeping assembled two type of different torches with different wires. (Also Push-Pull 2003 torch)
- The power source is supplied with many adjustable functions which can be accessed from the panel, including:
 - Arc Length, 2/4 strokes, Spot Time, Pause Time, Inductance, Burn Back, Soft Start etc -
 - SHORT or PULSE process
 - Three importants specific functions dedicated to an optimal aluminum welding (3 levels, Automatic Hot Start, Automatic Crater Filler)
- Euro connector allows to use either a MIG standard torch or a Push-Pull 2003 one
- It is possible to work with two different types of coils: Ø 200 mm x 3

AIR COOLED PUSH PULL TORCH

The PULL 2003 torch with digital current adjustment (up-down) allows us to weld all solid wires, especially aluminium wires with a diameter of 0.6/0.8/0.9/1.0/1,2 thanks to the feeder built into the grip and to its unique internal design. The torch weighs just 970 grams and has a maximum width of 66 millimeters.



3 AIR COOLED MIG TORCHES


air cooled 280 A 60%
'Euro' attachment - 3,5 m

with 4 - roller
double wire feed unit



WELDING

The material and diameter of the wire being equal, double pulse operation permits welding even the thinnest thicknesses. It also allows achieving good welding results in special conditions such as, for instance, vertical upward.



Pulse



Double pulse



Brazing with CuSi 3 wire



Brazing with CuAl 8 wire

WELDER CB-392



TECHNICAL FEATURES

Single phase input	230V 50/60 Hz +15% / -20%
Fuse rating (slow blow)	16 A
Input power	6,3 KVA 20% - 3,8 KVA 60% - 3,1 KVA 100%
Min.-max. current that can be obtained in welding	15A / 200A
Duty Cycle (10 min.40°C) - According to IEC 60974.1	200A 20% - 120A 100%
Stepless regulation	Electronic
Wire size that can be used	0,6/0,8/0,9/1,0 Fe 0,6/0,8/0,9/1,0/1,2 Al 0,6/0,8/0,9/1,0/ Inox 0,8/0,9/1,0 Cu-Si 3% 0,8/1,0 Cu-Al18 (AlBz8)
Max. wire spool size	Ø 3 x 200 mm
Protection class	IP 23 S
Weight	102 Kg
Dimensions	588 x 950 x 750H mm



CAR BENCH
TRAINING ACADEMY

REPAIR
METHODS

CAR BENCH
EQUIPMENT TRAINING

CUSTOMIZED
OEM TRAININGS



Car Bench International S.p.A.
Via Dorsale, 22 - 54100 Massa (MS) - ITALY
info@carbench.it - ph. +39 0585 251261
www.carbenchinternational.com